

AUSTRALIA DAY CONTEST RULES 2023+

With N1MM setup included

Contest Introduction

This contest is to encourage Amateur Radio promotional Activity around the world and is designed to encourage friendly participation and help improve the operating skills of participants. It is held on the Australia Day Public Holiday that being the 26th of January.

Objective

Amateurs in VK will endeavour to contact other amateurs around the world. Some VK operators will be using the AX prefix to celebrate Australia day, as it's wanted by many amateurs around the world.

Scoring is distance based and calculated using 4-character grid squares.

Contest Date & Time

Australia Day January 26th. 2200 UTC 25th January to 1000 UTC 26th January.

Categories. DX and VK

- Single Operator
- Multi-Operator – Single Transmitter (Multi-Single)
- Multi-Operator – Two Transmitter (Multi-Two)

Sub-Category Modes for Single Operators

- Phone (Includes AM, FM & SSB)
 - CW
 - Mixed
 - DIGI - FT8/FT4 (Separate digital section)
-
- Logs may contain all 3 modes or mixtures there-of.
 - Due to FT8/4 operation gaining massive numbers over Ph and CW, all logs will have digital contacts scored separately and added into the digital section automatically.
 - Example: If a log contains phone and digital contacts, the log will be valid for the phone category and the digital category. Enter the log as mixed category.
 - A log containing only FT8/4 contacts can use DIGI as the mode in the Cabrillo header.

Multi-operator Stations

- Multi-operator *single transmitter* stations
 - Are only allowed one transmitted signal on air at any time.
- Multi-operator *two transmitter* stations
 - Are only allowed two transmitted signals on any band, one per Phone and one per CW or digital
 - Simultaneous transmissions on different bands are permitted.
- Multi-operator stations are mixed mode only.

AUSTRALIA DAY CONTEST RULES 2023+

With N1MM setup included

Exchange:

- A valid exchange consists of RS(T) or SNR followed by a 4 character grid square.

Permitted Bands

- 160, 80, 40, 20, 15, and 10 meter bands only.

Contacts

- Suggested Call: "CQ Australia Day", "CQ Contest", "CQ Test"
- Stations can work the same station once on each mode on each band.
- FM, AM, & SSB count as one mode. Therefore, one cannot QSO with a station in FM and work them on SSB on the same band.
- No cross-band contacts are allowed.
- Exchange of contact information must be passed using the radio and modes in this contest.
- Contacts within the same grid square are permitted.

Scoring

- Scoring is distance based using 4 character grid squares, and is one point per kilometer.
- DX stations only score by contacting VK, VJ, VL and AX prefixes.

General Rules

- W.I.A. General Rules for All Contests apply unless otherwise specified.
- Stations using the **2x1 contest calls** CANNOT substitute AX as a prefix.
- All operators of single operator stations must perform all operating and logging without assistance.
- Use of clusters, Skimmers, and /or SDR Technology is allowed.
- Holders of more than one licence or callsign MUST use only ONE callsign for the contest duration. For users of the AX prefix please make sure your logs prefix is AX and not VK
- Fully automated operation is not permitted; however, computers can be used for logging or CW reception and/or keying.
- All operations must be in accordance with the band plan for the band in use
- Any station observed as departing from the generally accepted codes of operating ethics or licence conditions may be disqualified.

Remote Station Operation is allowed with the following conditions:

- Both receiving and transmitting antennas must be co-located and be in Australia.
- If your remote station is interstate, you must sign VKn??/VKn or VKn/VKn??
- The remote site location must be shown by a maiden head six figure grid square in your Cabrillo entry. General Rule 5(c) applies regarding 500m circle.
- All calls and exchanges must be obtained through the TX/RX remote site.
- Only the remote site can be used during the contest. I.E. Using your personal physical local location for use of local TX/RX operations is not allowed and will result in disqualification.

AUSTRALIA DAY CONTEST RULES 2023+

With N1MM setup included

Logging software and log submission

- Logs are due by 000Z Saturday on the 2nd weekend following the contest.
- N1MM logger+ supports this contest. (VKCL does not.)
- vk4sn.com/Contests/N1MMVK has the relevant Australia Day User Defined Contest. Follow instructions in the PDF contained in the .zip file.
- For WSJTX users, the .adi file can be imported into N1MM for scoring and creating your Cabrillo log ready for upload.
- **Submit Log via <https://vklogchecker.com>**
- If not using the website for submission, attach your '*callsign.log*' file or .adi file to your **email** and send to axlogs@wia.org.au
- When the manager uploads your emailed log to the log checker site, you will receive confirmation of the submission.
- Note that each time your log is uploaded, it will overwrite the previous log.!
- **Paper Logs are not accepted.**

Contest Results

- Results will be published within 30 days after the close of the contest on the W.I.A. website and winners announced as soon as practical. vklogchecker.com will show winners and statistics once results are released.
- **THIS CONTEST DOES NOT QUALIFY FOR THE WIA CONTEST CHAMPION**

Contest Awards

- PDF Certificates will be awarded to DX and VK:
 - Single Operator Phone
 - Single Operator CW
 - Single Operator Mixed
 - Single Operator Digital
 - Multi-operator – Single Transmitter
 - Multi-operator – Multi Transmitter

FAQ's Answered

- One can only use one callsign for the contest.
i.e. Cannot work with the club and go home and use your own call.
- In your log you can log 'rounded frequencies' Like 3500 instead of 3565.
- Output power is as per your licence conditions.
- Serial numbers are not required in this contest.
- There is no reworking 'blocks' in this contest.

AUSTRALIA DAY CONTEST RULES 2023+
With N1MM setup included

How to Log Correctly

Logging incorrectly will result in zero points like these examples:

VK1ABC/P4 - P4 is Aruba SA, NOT portable 4

VK2ABC/P3 - P3 is Cyprus

The correct way to log is

VK4/VK1ABC and VK3/VK2ABC or LIKE VK1ABC/VK4

Other examples of logging are:

VK2ABC/M1 is not mobile VK1, Logging this puts them in England!

VK1/VK2ABC/M is the correct way to log this.

VK1ABC/P is portable in VK1

VK1ABC/M is mobile in VK1

VK1ABC/QRP is QRP in VK1

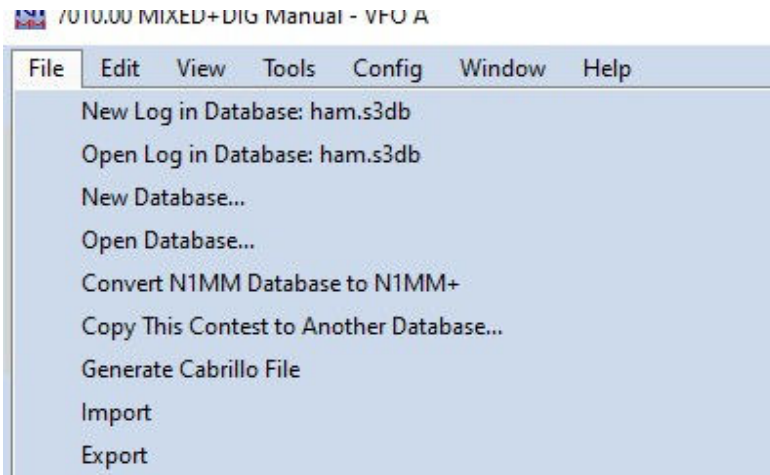
VK4/VK1ABC/QRP is QRP in VK4

N1MM LOGGER SETUP FOLLOWS...

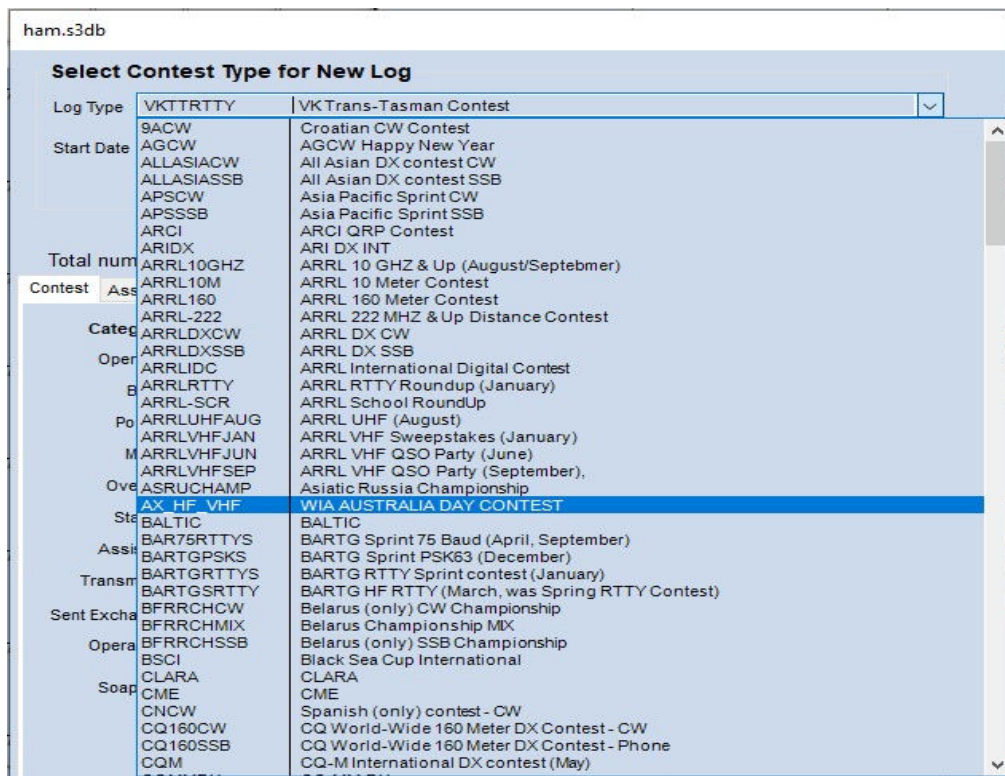
AUSTRALIA DAY CONTEST RULES 2023+

With N1MM setup included

1. Make sure you have the latest N1MM logger update. If you have N1MM installed, then the update will make itself known. Accept the update if shown.
2. Download and install the UDC User Defined Contest from vk4sn.com/Contests/N1MMVK. Follow the webpage notes on where to copy the UDC to. Or if you are skilled in PC use, copy the AX_HF_VHF.UDC file to your Documents\N1MM Logger+\UserDefinedContests.
3. Open N1MM Logger and select File – New Log in Database



4. Scroll to find AX_HF_VHF. Click to accept contest. (Please note that the file name has meaning to N1MM. For example, VHF in the name invokes distance-based grid squares)



AUSTRALIA DAY CONTEST RULES 2023+
With N1MM setup included

5. Select all relevant options. In this contest leave Band set at ALL. Select your preferred modes of operation. Select SSB+CW+DIGITAL even if you are only using SSB and DIGI. If using WSJT-X separately, the .adi file created by WSJT can be imported later.

The screenshot shows the 'Contest' configuration window. At the top, it displays 'Total number of contacts in database' as 244. Below this are two tabs: 'Contest' and 'Associated Files'. The 'Contest' tab is active, showing a 'Category' section with 'Show Setup' and 'Show Rules' buttons. The configuration fields are as follows:

- Operator: SINGLE-OP
- Band: ALL
- Power: HIGH
- Mode: SSB+CW (dropdown menu is open, showing options: CW, SSB, RTTY, PSK, SSB+CW, DIGITAL, SSB+CW+DIGITAL, FM; SSB+CW+DIGITAL is selected)
- Overlay: (dropdown menu is open, showing options: CW, SSB, RTTY, PSK, SSB+CW, DIGITAL, SSB+CW+DIGITAL, FM)
- Station: (dropdown menu is open, showing options: CW, SSB, RTTY, PSK, SSB+CW, DIGITAL, SSB+CW+DIGITAL, FM)
- Assisted: (dropdown menu is open, showing options: CW, SSB, RTTY, PSK, SSB+CW, DIGITAL, SSB+CW+DIGITAL, FM)
- Transmitter: (dropdown menu is open, showing options: CW, SSB, RTTY, PSK, SSB+CW, DIGITAL, SSB+CW+DIGITAL, FM)
- Sent Exchange: (text field, empty)
- Operators: VK4SN
- Soapbox: (text area, empty)

Additional information: 'Time Category' is N/A. A note states: 'Note - the program does not validate categories. Check the contest rules for valid categories.' An 'Omit RST. E.g. CQWW:' field is also present.

6. Remember to put in your 4-character grid square in the Sent Exchange field. Once completed, click OK.

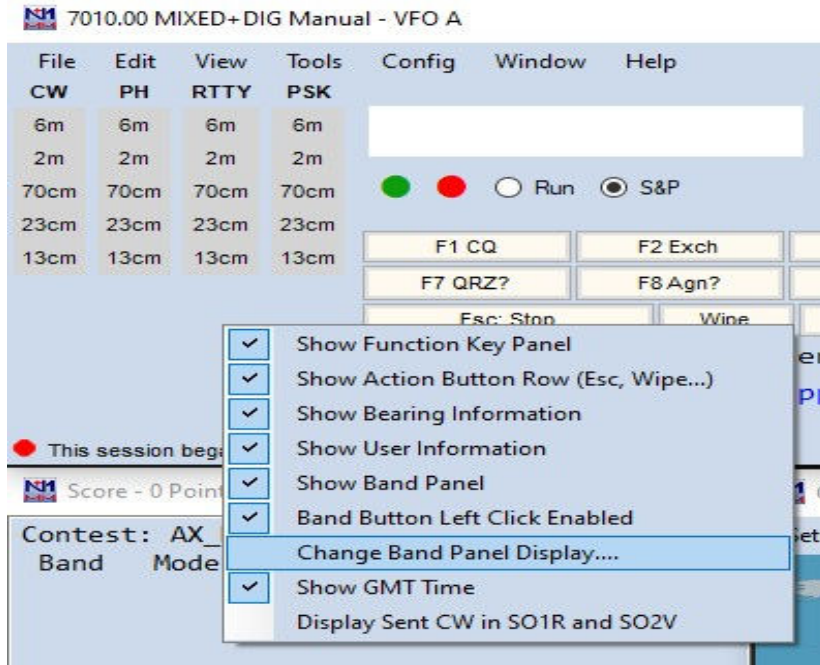
The screenshot shows the 'Contest' configuration window after the 'Sent Exchange' field has been updated. The configuration fields are as follows:

- Operator: SINGLE-OP
- Band: ALL
- Power: HIGH
- Mode: SSB+CW+DIGITAL
- Overlay: N/A
- Station: FIXED
- Assisted: ASSISTED
- Transmitter: ONE
- Sent Exchange: QG62
- Operators: VK4SN
- Soapbox: (text area, empty)

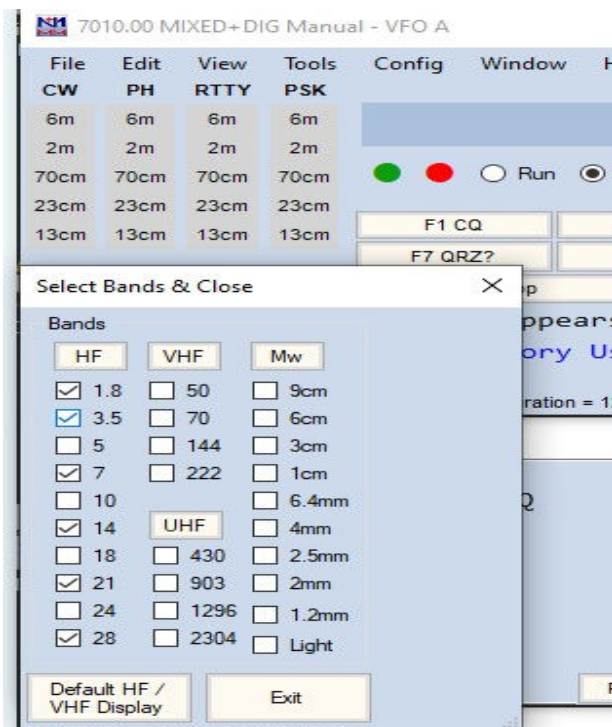
Additional information: 'Time Category' is N/A. A note states: 'Note - the program does not validate categories. Check the contest rules for valid categories.' An 'Omit RST. E.g. CQWW: 05 SS: A 56 EMA' field is also present. An 'Update' button is visible next to the Operators field. An 'OK' button is at the bottom right.

AUSTRALIA DAY CONTEST RULES 2023+ With N1MM setup included

- After completing the contest setup, N1MM will start with VHF frequencies. To change over to the HF band list, Right click just under the bands, and select Change Band Panel Display....

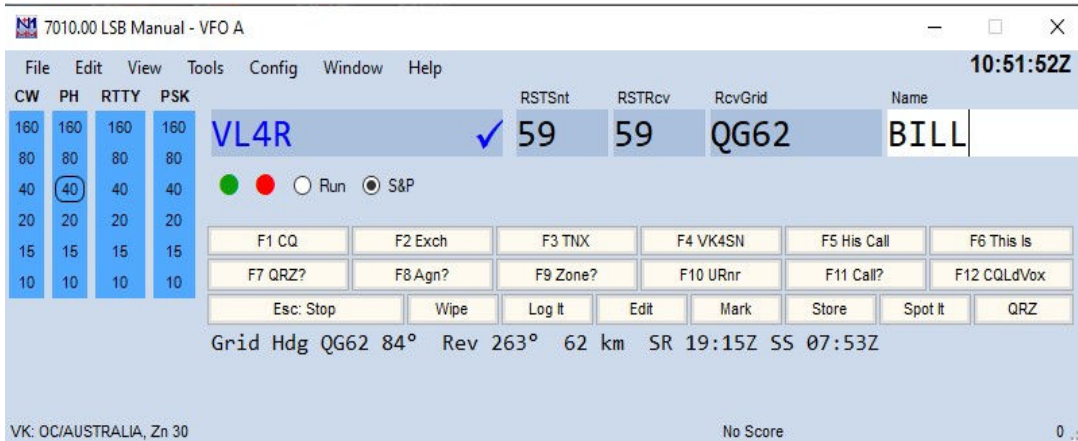


- Select bands to be used in this contest. 160 80 40 20 15 and 10m. Click Exit when done.



AUSTRALIA DAY CONTEST RULES 2023+ With N1MM setup included

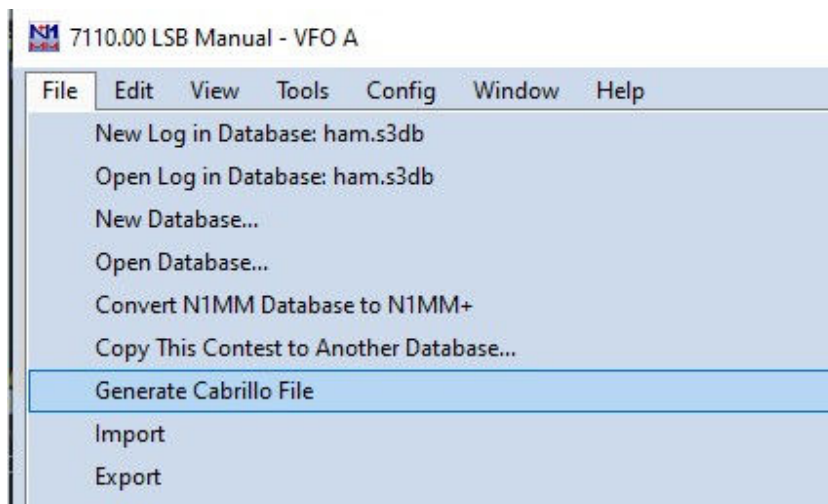
- Logging: Enter the callsign and press space.. This will put the cursor in the RcvGrid box ready for the grid square. Putting in a name is optional. For users not connected directly to the radio, manual clicking on the band to match the radio is good. Or typing the TX frequency where the callsign goes and pressing Enter will also work. Eg 7110 enter, sets 7.110 MHz.



- Logbook entries will look like this.

MM-DD HH:MM	Call	Freq	M...	Snt	Rcv	Grid	Pts	Name
10-12 10:54	VL4R	7110.00	LSB	59	59	QG62	63	BILL
10-12 10:57	JA1AAA	7110.00	LSB	59	59	PM95	7152	

- After the contest, select File – Generate Cabrillo File. This is the log for submission. Follow the prompts and click Edit when available to view the log.



AUSTRALIA DAY CONTEST RULES 2023+
With N1MM setup included

12. Cabrillo Example. See the rules for submission details.

```
*VK4SN.log - Notepad
File Edit Format View Help
START-OF-LOG: 3.0
LOCATION: DX
CALLSIGN: VK4SN
CLUB: VK CONTEST CLUB
CONTEST: WIA-AUSTRALIA DAY
CATEGORY-OPERATOR: SINGLE-OP
CATEGORY-ASSISTED: ASSISTED
CATEGORY-BAND: ALL
CATEGORY-MODE: MIXED
CATEGORY-POWER: HIGH
CATEGORY-STATION: FIXED
CATEGORY-TRANSMITTER: ONE
CLAIMED-SCORE: 7215
OPERATORS: VK4SN
NAME: ALAN
ADDRESS: XXXX
ADDRESS-CITY: GLENORE GROVE
ADDRESS-STATE-PROVINCE: QLD
ADDRESS-POSTALCODE: 4342
ADDRESS-COUNTRY: AUSTRALIA
GRID-LOCATOR: QG62EK
EMAIL: vk4sn@xxx
CREATED-BY: N1MM Logger+ 1.0.9678.0
QSO: 7110 PH 2022-10-12 1054 VK4SN          59  QG62  VL4R          59  QG62
QSO: 7110 PH 2022-10-12 1057 VK4SN          59  QG62  JA1AAA         59  PM95
END-OF-LOG:
```

13. To import a WSJT-X .adi file: View hidden files will need to be ticked to view the AppData folder. In Windows explorer – View – tick Hidden Items (Note: In WSJT, Selecting Open log directory from the File menu will also open the folder containing the wsjtx_log.adi file.

- a. In N1MM, click on File – Import - Import ADIF from File. Navigate to the folder containing all the log files
C:\Users\{username}\AppData\local\WSJT-X.
- b. In this folder the .adi file is named wsjtx_log.
- c. Select this file for import and once done, click the rescore option in the score window to update your score.

14. Send in your log. 😊

Best 73, de VK4SN SK